



# MONTHLY REPORT FOR AUGUST 2024



During the Report Month PPHI Sindh Provided the following **Free of Cost** Services



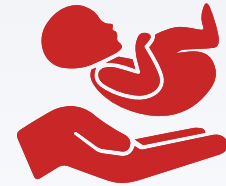
**Free OPD Services**

**4.31 M Patients**



**Malnutrition Cases Under 5 years**

**227,676 Treated**



**Total Deliveries Conducted**

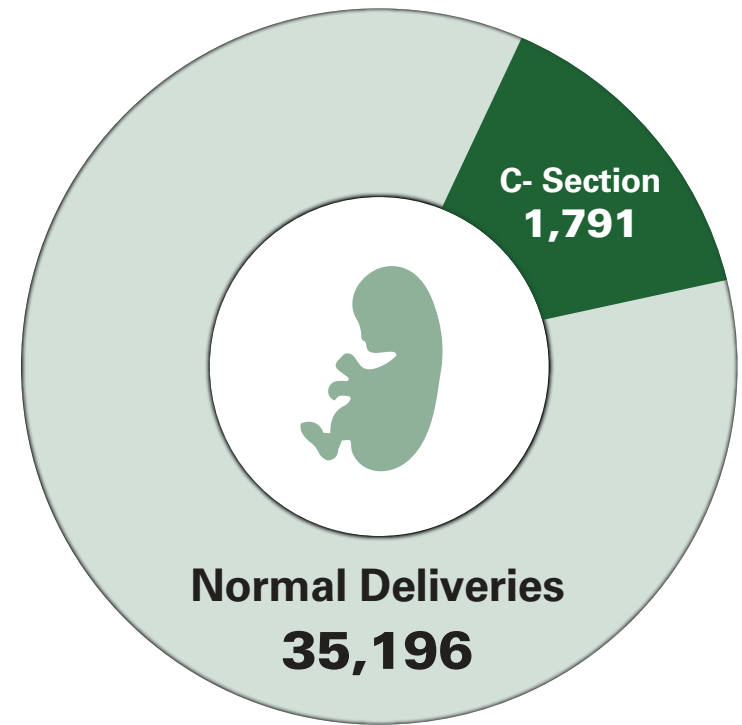
**36,987**



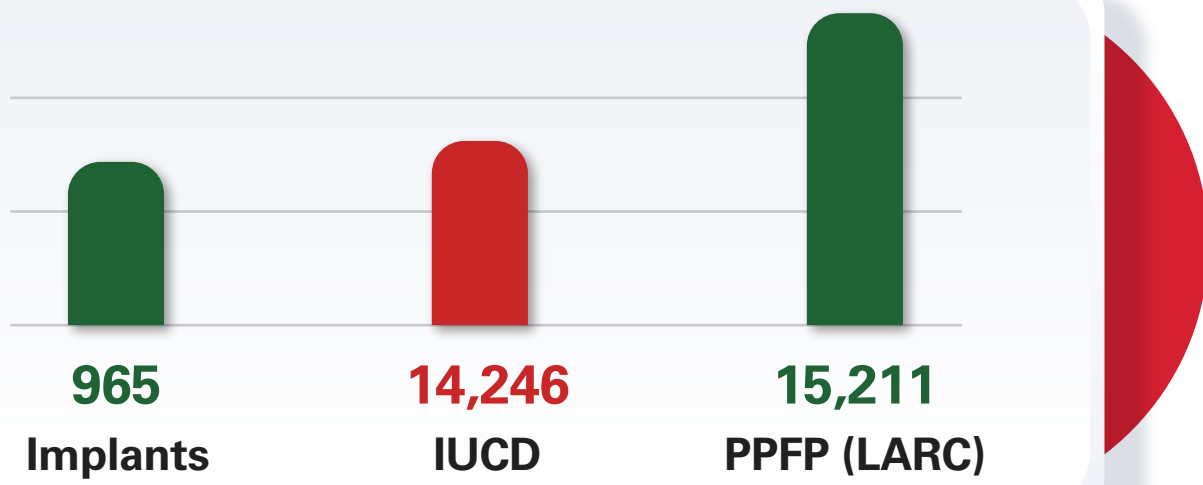
**ANC-1**  
**65,732**



**PNC-1**  
**44,413**



**Distributed**  
**105,060 FP**  
**commodities**





## Diagnostic Services

**1.58 M  
Individual**



## Total Children Enrolled In EPI

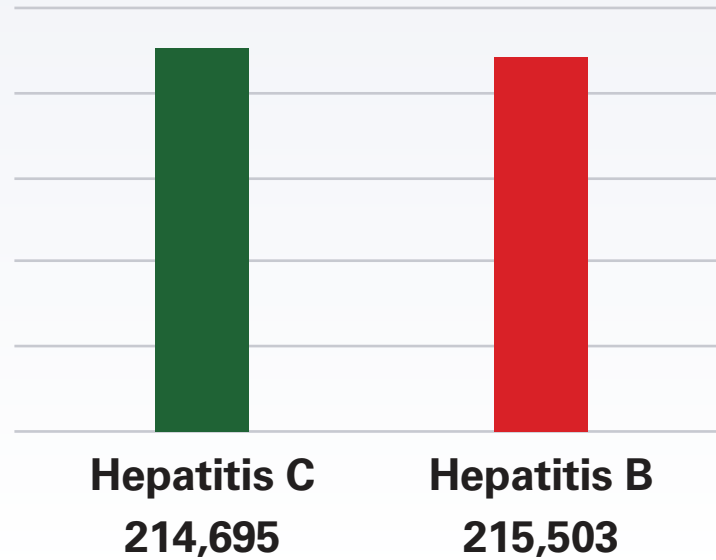
**8,426**



## Total Children Fully Immunized

**10,856  
Children**

**No. of Individuals  
Screened for HEP B, C**



**Vaccinated For Hepatitis**

**392,380 Patients**

## Comparative Data for RHCs and Others between the months of Aug - 23 & Aug - 24

Indicators	RHCs and Above				BHU Plus, BHU, GDs and Others				Total	
	Aug-2023	Aug-2024	Difference	%	Aug-2023	Aug-2024	Difference	%	Aug-2023	Aug-2024
OPD	611,613	655,991	44,378	↑ 7	3,759,836	3,661,041	(98,795)	↓ (3)	4,371,449	4,317,032
FP	7,379	9,497	2,118	↑ 29	86,111	95,563	9,452	↑ 11	93,490	105,060
ANC-1	12,602	11,146	(1,456)	↓ (12)	54,106	54,586	480	↑ 1	66,708	65,732
NVD	4,329	5,119	790	↑ 18	30,167	30,052	(115)	(0)	34,496	35,171
C-Sections	1,718	1,791	73	↑ 4	-	-	-		1,718	1,791
Lab	295,694	267,782	(27,912)	↓ (9)	1,395,968	1,212,145	(183,823)	↓ (13)	1,691,662	1,479,927
Ultrasound	24,619	28,108	3,489	↑ 14	73,316	63,899	(9,417)	↓ (13)	97,935	92,007
X-ray	5,733	8,278	2,545	↑ 44	2,029	2,310	281	↑ 14	7,762	10,588